

**BR81**

**ROYAL NAVY AND ROYAL MARINES  
UNIFORM REGULATIONS**

**2002**

THIS DOCUMENT IS THE PROPERTY OF HER BRITANNIC MAJESTY'S GOVERNMENT, and is issued for the information of such persons only as need to know its contents in the course of their official duties. Any person finding this document should hand it in to a British forces unit or to a police station for its safe return to the MINISTRY OF DEFENCE, D MOD SY, LONDON SW1 2HB, with particulars of how and where found. THE UNAUTHORISED RETENTION OR DESTRUCTION OF THE DOCUMENT IS AN OFFENCE UNDER THE OFFICIAL SECRETS ACTS OF 1911 - 1989. (When released to persons outside Government service, this document is issued on a personal basis and the recipient to whom it is entrusted in confidence, within the provisions of the Official Secrets Acts 1911 - 1989, is personally responsible for its safe custody and for seeing that its contents are disclosed only to authorised persons.)

October 2002

By Command of the Defence Council

MINISTRY OF DEFENCE  
CinC FLEET  
Royal Navy Supply Organisation

Produced by MOD, DSDA(PC), Keynsham. Telephone: 0117 9376256





## **BR 81 - CHAPTER 4**

# **RM OFFICERS & OTHER RANKS**

.....

## **SECTION 1**

### **INTRODUCTION**



*The contents of this chapter should be read in conjunction with Chapters 1 and 2.*

**0401. DRESS TABLES**

1. Details are given in the tables at Annex 4A. Numbers and names are assigned to the Dresses for convenience when referring to them. For the Orders of Dress to be worn at Court functions, or at Joint Services functions when members of the Royal Family are present, see the Joint Services Ceremonial Dress Table in Chapter 5.

**0402. DRESS WHEN SERVING WITH RN OR OTHER SERVICES**

1. Royal Marines will conform when possible to the number of Dress ordered for the Royal Navy. When serving with the other Services they are to wear the nearest appropriate Dress.

**0403. ROYAL MARINES RESERVE UNIFORM**


1. Royal Marines Reserve Officers, WOs, NCOs and Mnes wear the same uniform as regular RM officers except for the letters 'RM' (see Section 2 para 0421).

**0404. ASSOCIATED ITEMS OF EQUIPMENT**

1. Associated items of equipment worn with various Dresses is given in the Dress Tables at Annex 4A.

**0405. - 0409. Spare**





**BR 81 - CHAPTER 4**

**RM OFFICERS & OTHER RANKS**

.....

**SECTION 2**

**BADGES & DISTINCTION MARKS  
OF RANK AND BRANCH**



**DISTINCTIONS IN UNIFORM - SENIOR OFFICERS****0410. GENERAL OFFICERS**

1. Articles of uniform for General Officers are of Corps pattern with the following modifications:

**Greatcoat** - Army pattern, Atholl grey or Corps pattern blue.

**Tunic** - in No. 1A Dress on ceremonial occasions a blue tunic with stand-up collar (Army pattern No. 1) is worn. The accessories for wear with this Dress comprise: gold shoulder cords with silver-embroidered rank badges, crimson and gold waist sash, dress sword with metal scabbard, crimson and gold sword knot, gold sword slings, plain white gloves. All buttons are 20mm Corps Pattern.

**Badges** - the same cap/beret badges and badges of rank as prescribed for Army General Officers. Letters 'RM' are not worn.

**Gorget patches** - scarlet patches with gold oak leaf embroidery and small General Officers' buttons are worn with all orders of dress other than Combat Dress and Mess Dress as follows:

**Blue, lovat and stone tunics** - patches to be 90mm long to the point and 33mm wide, triangular at the points and shaped to fit the collar.

**Shirts** - patches to be 50mm long to the point and 25mm wide. Worn horizontally on each side of the opening of the collar, point to the rear, the top of the patch being 13mm from the top of the collar.

**Cap** - white, plastic-topped, Corps pattern but with gold-embroidered oak leaves all round the peak.

**Gloves** - white, cotton, knitted.

**Scarlet mess jacket** - fitted with blue cloth shoulder straps edged with 13mm oak-leaf pattern gold lace and fastened at point with small General Officers' button. Silver-embroidered rank badges on shoulder straps. Corps insignia (see article 0420) on each lapel.

**White mess jacket** - Fitted with white drill shoulder straps fastened at point with small General Officers' button. Anodised rank badges on shoulder straps. Corps insignia as above.

**Blue trousers and overalls** - Scarlet cloth stripe 64mm wide in place of 6mm welt.

**General officers' button** - Raised round button 13mm in diameter with crossed sword and baton surrounded by laurel wreath. Worn by General Officers on gorget patches and the shoulder straps of mess jackets.

**0411. BRIGADIERS AND COLONELS**

1. Articles of uniform for Brigadiers and Colonels are of Corps pattern with the following modifications:

**Greatcoat** - as for General Officers.

**Badges** - the same cap/beret badges and badges of rank as prescribed for Army Brigadiers and Colonels. Letters 'RM' are not worn.

**Gorget patches** - as for General Officers, except that crimson gimp cord is used instead of gold oak-leaf embroidery and EIRR with Garter Emblem buttons instead of General Officers' buttons.

**Cap** - white, plastic-topped, Corps pattern but with gold-embroidered oak leaves round the front of the peak.

**Scarlet mess jacket** - as for General Officers, except that shoulder straps are edged with 13mm, staff pattern gold lace and fastened at point with small EIRR with Garter Emblem buttons.

**White mess jacket** - as for General Officers but with EIRR with Garter Emblem buttons for shoulder straps.

**Blue trousers and overalls** - scarlet cloth stripe 45mm wide in place of 6mm welt.

**Button** - Raised round button 13mm in diameter with the cypher EIRR in the garter emblem. Worn by Colonels and Brigadiers on gorget patches and the shoulder straps of mess jackets.

**0412. COLONELS COMMANDANT AND HONORARY COLONELS**

1. The policy for Colonels Commandant and Honorary Colonels uniforms is as follows:

**Colonels Commandant** - on special occasions Colonels Commandant of the Royal Marines may wear the uniform of their rank on retirement or the approved alternative, which is General Officers' uniform with Colonels' badges of rank.

**Honorary Colonels RMR** - on special occasions Honorary Colonels of the RMR may wear the uniform of their rank on retirement or the approved alternative which is Corps Uniform (i.e. uniform worn by Lieutenant Colonels RM and below) with Colonels' badges of rank.



**0413. DISTINCTIONS IN UNIFORM - BAND OFFICERS**

1. Articles of uniform for officers of the RM Band Service are of Corps pattern with the following modifications:

**Full dress** - either: blue cloth tunic with stand up collar (pre-war Full Dress pattern); the accessories for wear with this Dress comprise gold shoulder cords with silver-embroidered rank badges, crimson waist sash, dress sword with metal scabbard, gold sword knot and sword slings, plain white nylon gloves; or blue frock coat with stand up collar, crimson sash and gold embroidered rank badges.

**Tropical Ceremonial dress** - white cloth tunic with stand up collar, white trousers and white shoes. The accessories for wear with this Dress are as for Full Dress are as for Full dress above with anodised officers' pattern collar badges.

**Wellington boots** - patent leather officers' pattern wellington boots may be worn all appropriate occasions.

**Helmet plate** - officers of RM Band PORTSMOUTH and RM Band CTCRM wear the same special insignia on helmet plates (only) as other ranks of these bands (see para 0417).

**Cape** - a blue cloth Admiralty constabulary pattern cape, with turndown collar trimmed with gold lace, gilded metal lion head and chain neck fastening, scarlet lining, to button four is provided for wear on appropriate occasions.

**Blue trousers and overalls** - scarlet cloth stripe 45mm wide in place of 6mm welt. Overalls may be worn on all appropriate musical occasions.

**0414. DISTINCTIONS IN UNIFORM - WARRANT OFFICERS 1**

1. Articles of uniform for WOs1 are of RM WOs, NCOs and Mne's pattern with the following modifications:

**Blue uniform** - officers' material and pattern but with stand up collar.

**Cap, plastic, RM** - officers' pattern.

**Cap and collar badges** - officers' pattern.

**Blue lanyard** - officers' pattern.

**Boots, ankle** - officers' pattern.

**Tie, light khaki braided** - for wear with 1B and 1C dress.

**Shoes, black** - officers' pattern.

**0415. DISTINCTION IN UNIFORM - W01 BANDMASTERS AND W01 BUGLERS**

1. In addition to the articles at paragraph 0414, W01 Bandmasters and W01 Buglers are also entitled to the following articles of uniform:

**Full dress** - ceremonial tunic officers' pattern/blue frock coat, both as 0413 but with appropriate rank badges and worn with blue band trousers and parade boots.

**Tropical Ceremonial dress** - officers' pattern as in 0413 with appropriate rank badges.

**Red Sea Rig Temperate** - white long sleeved shirt with black bow tie, blue band trousers, red cummerbund, black shoes and white leather wrist strap for badge or rank.

**Red Sea Rig Tropical** - white short sleeved shirt with black bow tie, blue band trousers, red cummerbund, black shoes and white leather wrist strap for badge of rank.

**0416. DISTINCTIONS IN UNIFORM - RM BAND SERVICE, BUGLERS AND DRUM MAJORS**

1. Articles of uniform for ranks of the RM Band Service and Buglers are of RM WOs, NCOs and Mnes pattern with the following modifications:

**Blue trousers** - RM Band ranks wear a broad scarlet stripe (45mm) on serge trousers.

**Band cape** - a blue cloth cape, fastening at the neck, is provided for wear by Band ranks with No. 1A Dress on appropriate occasions.

**Ceremonial dress tunic** - a yellow-braided blue cloth tunic is provided for wear by Band ranks and Buglers with No. 1A Dress on appropriate occasions. For Band Sergeants and above the tunic is gold-braided.

**Dress cords royal** - silk for Bugle Majors, worsted for other Buglers, are worn as ordered. The method of wearing is as follows:

The hook at the tassel end is to be secured to a becket sewn underneath the left shoulder strap at the front, as near to the point of the shoulder as practicable. The tassels, when secured, should lie naturally at the front of the left shoulder. The running end should then be taken across the upper chest, over the right shoulder beneath the shoulder strap; the cord between the shoulders lying in a natural curve, being secured to the third button on blue ceremonial tunics, second button on the blue RM, white tropical ceremonial and white tunics and to the top button on stone coloured and lovat tunics, between the two toggles provided. Securing of the cord is completed by bringing the



running end round the back of the right shoulder, under the armpit, and, except for the lovat tunic, securing the eye at the end to the top button of the tunic. On the lovat tunic the eye is to be secured to a small hook sewn under the right lapel 88mm above the top button. The plait below the eye should curve naturally towards the right armpit. If a drum carriage is worn, the loop across the chest should be underneath, and that part of the cord running from the right armpit, secured over the top of the carriage.

**Tropical Ceremonial dress** - white cloth tunic with stand up collar, white trousers and white shoes. The accessories for wear with this Dress are as for temperatre No 1 ceremonial dress.

**Red Sea Rig Temperate** - white long sleeved shirt with black bow tie, small metal rank badges (WO2s white leather wrist strap for badge of rank), blue band trousers, red cummerbund and black shoes.

**Red Sea Rig Tropical** - white short sleeved shirt with small metal rank badges (WO2s white leather wrist strap for badge of rank), blue band trousers, red cummerbund and black shoes.

**The Royal Band** - Bandranks (not Buglers) of the RM Band Portsmouth wear the Chatham Divisional Blue Tunic when performing in the presence of royalty.

Articles of uniform for DRUM MAJORS are to be appropriate for their rank plus the following distinctions.

**Ceremonial Dress Tunic** - Drum Majors in compliment billets are issued with a special, gold-braided ceremonial tunic.

**Wellington boots and overalls** - officers' pattern wellington boots and overalls shall be worn by Drum Majors on ceremonial parades.

**Ceremonial accessories** - dress belt Drum Majors' pattern swords with metal scabbard, sword belt blue, gold sword knot and slings (WO1s only otherwise white), white gauntlets Drum Majors' pattern.

#### 0417. CAP/BERET BADGE

1. **Officers.** The Corps badge is in two parts: a globe in a laurel wreath and a lion on a crown: the globe in silver, remainder anodised. The beret badge worn with Combat and Training Dress is similar but in bronze throughout. The manner of wearing on cap and beret is detailed below.

2. The Corps badge is worn by all officers below Colonel. The Army pattern badge is worn by Colonels and Brigadiers (lion and crown) and General Officers (crossed sword and baton in wreath surmounted by a crown).

3. **WOs, NCOs and Mnes** - the globe, laurel, lion and crown badge, anodised or bronze as appropriate, is worn by all WOs, NCOs and Mnes in one piece except as follows:

a. **Warrant Officers** - WOs and equivalent ranks wear a divided badge, i.e. lion and crown separate from and above the globe and laurel (WOs1 wear Officers' pattern).

b. **RM Band Portsmouth** - On the cap only, band ranks (not buglers) of RM Band PORTSMOUTH wear a gilt grenade on which is mounted the royal cypher GRV and a St. Edward's crown in silver surrounded by a laurel wreath. The royal cypher EIIR/PP with crown in silver is worn immediately above the grenade.

c. **RM Band CTCRM** - On the cap only, band ranks (not buglers) of RM Band CTCRM wear the anodised divided cap badge with the Prince of Wales' plumes in silver between the globe and laurel and the lion and crown.

4. **Details for wear.** The composite badge is worn as follows:

a. **Caps** - centrally in front of the cap, with the top of the red band running through the crown.

b. **Berets** - immediately over the left eye: blue beret - centrally within the red patch; green beret -4mm above the leather band.

5. The divided badge is worn as follows:

a. **Caps** - with the tips of the wreath level with the top of the scarlet band but below the scarlet welt. The base of the lion and crown to be 13mm above the scarlet band.

b. **Berets** - as in 4b but with the crown 11mm above the globe.

#### 0418. HELMET PLATE

1. **Officers.** A gilded metal eight-pointed star with dead and bright rays with crown above. On the star a gilded metal laurel wreath and saw-pierced garter with regimental motto *Per Mare Per Terram*; above the garter a scroll *Gibraltar* and below it an anchor, in the centre a silver globe; under the saw-pierced garter, blue enamel. The plate is to be worn with the bottom central ray fitted halfway over the leather band. Directors of Music of the RM Bands wear the appropriate cyphers as detailed in paras 3 and 4 below.

2. **WOs, NCOs and Mnes.** In addition to a polished ball ornament and a polished or bright anodised chin chain, WOs, NCOs and Mnes wear a polished or bright anodised helmet badge on the white Wolseley pattern helmet. The badge is an eight-pointed star with dead and bright rays and a crown



above; on the star a laurel wreath on the inside of which is a garter with the regimental motto *Per Mare Per Terram*; above the garter a scroll *Gibraltar* and below it an anchor, in the centre a globe. The badge is to be worn centrally on the front of the helmet with the bottom central point fitted approximately halfway over the band round the helmet, so that the points either side rest on the top of the band.

3. **RM Band Portsmouth.** This band wear 2 royal cyphers in silver attached to the helmet badge; the cypher GVR over the anchor and below the globe and the cypher EIR/PP below the crown.

4. **RM Band CTCRM.** This band wear the Prince of Wales' plumes in silver centrally upon the helmet badge above the globe and partially covering the crown.

#### 0419. COLLAR BADGES

1. **Officers.** A silver globe in anodised laurel wreath or the same badge in bronze. Worn centrally on the step of the collar of blue, lovat and stone tunics. Worn in a miniature on each lapel of the mess jacket, both scarlet and white, with the centre of the badge 17cm below the neck point of the shoulder seam, by officers below the rank of Colonel.

2. **WOs, NCOs and Mnes.** WOs, NCOs and Mnes wear the metal globe and laurel badge on blue and lovat uniforms. On blue tunics the anodised badges are to be set 4mm above the collar seam with the centre of the badge 51mm from the end of the collar. On lovat tunics the bronze badges are to be worn centrally on the step of the collar, the bottom of the laurel wreath 7mm above the edge of the step. Collar badges are not worn on other garments.

3. **Band personnel.** JNCOs and Mnes wear embroidered yellow on red collar badges on No 1A Blue tunics. SNCOs wear gold braided collar badges.

#### 0420. CORPS INSIGNIA

1. The Corps badge (globe, laurel, lion and crown), embroidered in gold, is worn by Colonels and above on each lapel of the mess jacket, both scarlet and white, with the centre of the globe 230mm below the neck point of the shoulder seam.

#### 0421. LETTERS 'RM'

1. Block letters. Size 13mm. Anodised or bronze. Worn in the centre of the shoulder straps below badges of rank and 13mm above the shoulder seam. Worn with all forms of 1 Dress, 2C, 3A, 3AW, and 3BW dresses. Not worn by Colonels and above nor on raincoats nor on Band and Buglers' full dress tunics.

2. Royal Marines Reserve Officers, WOs, NCOs and Mnes wear anodised or bronze letters 'RMR' instead of 'RM'. Those on SSS engagements with the regular Corps wear the letters 'RM'.

#### 0422. RANK BADGES

1. **Officers.** Rank badges are worn on chest or shoulder straps, where fitted. On the mess jackets of officers below Colonel they are worn on both lapels, 6mm above the Corps badge.

2. The following type of rank badges will be worn in the order of dress shown:

Bronze	No 1B Parade Lovats No 1C Lovats No 3A Half Lovats
Black on Olive Drab Removable Sleeve	No 3C Half Lovats No 3B & 3D Training Rig No 4 Combats
DPM	No 4 Combats for operations
Anodised	Remaining orders of dress.

3. The badges to be worn are:

Second Lieutenant	star
Lieutenant	2 stars
Captain	3 stars
Major	crown
Lieutenant Colonel	crown and 1 star
Colonel	crown and 2 stars
Brigadier	crown and 3 stars
Major General	crossed sword and baton, star above
Lieutenant General	crossed sword and baton, crown above
General	crossed sword and baton, crown and star above



4. The devices, as in para 3 above, are Army pattern. The sword and baton device reversed for right and left shoulders, with the point of the sword to the front in each case. The stars, crown and crossed sword and baton are to be 16mm size, except on the mess jacket of officers below Colonel, where they are to be 13mm. The distance apart of the devices is to be 6mm.

5. **WOs, SNCOs and Mnes.** Rank badges are worn on the right arm only except as follows:

**Blue greatcoat** - yellow on red - both arms

**CS95 and Windproofs** - black on green/DPM - chest strap

A table showing details is at Annex C, Section 2.

#### D423. GOOD CONDUCT BADGES

1. V shaped stripes, 13mm wide, 127mm across top. Worn point upwards on the left arm with the inner angle of the lowest stripe 7mm above the point of the sleeve slash on the blue serge, white and stone tunics. When more than one badge is worn the distance between them is to be 5mm measured perpendicularly.

2. Good conduct badges are only to be worn by Marines, Musicians and Buglers and then only on the blue serge, white and stone tunics. They are not worn on the band ranks' and buglers' blue or white ceremonial tunics.

#### D424. BRANCH, SPECIALIST QUALIFICATION, SKILL AND SPECIAL BADGES

1. Category, description and wear of such badges is shown in Annex C, Section 2.

2. **Stars and Crowns.** Stars and crowns are added to the basic specialist qualification badges to indicate the classes of qualification as follows:

**Instructor** - crown above basic device and two stars below.

**First class** - crown above basic device.

**Second class** - star above and star below basic device.

**Third class** - star above basic device.

3. When there are letters as part of the basic device, the letters come below the star.

4. **Badges awarded during former service in RN, Army or RAF.** Badges from previous service are not to be worn unless they are badges currently authorised for wear by RM WOs, NCOs and Mnes; provided also that the privilege of wearing the badge has not been withdrawn.

5. **RM Provost armbands.** The 'MP' armband, as provided for the Royal Military Police to be worn immediately above the right elbow. When chevrons are worn on the upper arm, the arm band should just cover the lower point of the bottom chevron, with the letters 'M' and 'P' on either side of the apex of the chevron.

6. **Unit Police armbands.** Ranks on unit police duties are to wear the authorised armband ('NP', 'RP' or 'RMP' as appropriate) on the left sleeve immediately above the cuff of the tunic of greatcoat, or in a similar position on other uniform garments. The armband is worn on the left wrist when long-sleeved garments are not worn.

7. **Flying badges.** RN pilot's wings comprising gold embroidered wings extended behind a silver fouled anchor with a crown above with a laurel wreath, are to be worn by all entitled personnel. The badge is worn as follows:

**Blue, lovat and stone tunics and shirts** - centrally 64 mm above the top row of medal ribbons, or if no medal ribbons are worn, 64 mm above the left breast pocket.

**Mess jackets** - worn immediately below the Corps badge on the left lapel, miniature medals being lowered accordingly.

**Combat dress** - worn in the same position as on blue, lovat or stone tunics.

8. **Parachutist badge.** The Army pattern parachutist badge, a parachute with wings, should be worn on the right arm 51 mm below the shoulder seam, by personnel who are qualified parachutists as follows:

**Blue tunics** - the full-sized badge in gold on blue.

**Lovat tunics** - a two-thirds size badge in gold on green.

**Mess jackets** - the miniature badge (length 51mm, height 20mm) gold on scarlet.

**Stone tunics and shirts** - the full-sized badge in light blue on khaki drill.

9. **King's badge and Prince's badge.** To be worn on all orders of dress, including CS95 on the left arm, 51mm below the shoulder seam. The colours vary according to the order of dress.



**10. The Commandant General's Shooting badge.** To be worn on the lower left sleeve, in place of the standard marksman's badge, by personnel who form or have formed (1986 onwards) part of the RM Bisley Shooting Team. A gold and blue badge will be worn on the blue tunic and a yellow thread badge will be worn on the lovat suit.

**11. Royal Marines Commando flashes.** All Royal Marines who have completed the Commando Course are to wear a red on black "Royal Marines Commando" flash on both sleeves of the jersey wool heavy. The badge is to be sewn centrally with its upper edge touching the shoulder seams.

**12.** A black on green "Royal Marines Commando" flash is to be worn by all RM Commando trained personnel on both sleeves of all CS95, appropriately a "Royal Marine Band Service" flash is to be worn by all members of the RM Band Service. The flash is to be attached centrally with its upper edge 7mm below the shoulder seams.

**13. "Commando dagger" badge.** When serving with 3 Cdo Bde RM, Commando trained personnel are to wear a red "Commando Dagger" badge on a black background on the left sleeve of combat jackets. It is to be worn on the upper arm, 90mm from the point of the shoulder. RM Personnel when serving with 3 Cdo BDE RM, are to wear a Black on Olive Green "Commando Dagger". It is to be worn on the upper arm, 90mm from the point of the shoulder on the right arm.

FPGRM are to wear the equivalent badge in the same place as for Bde Personnel. On no account are non commando trained personnel to wear the badge at any time.

**14. Royal Marines Band Service flash.** All RM Band Service personnel are to wear a red on blue "Royal Marines Band Service" flash on both sleeves of the jersey wool heavy. The flash is to be sewn centrally with its upper edge touching the shoulder seam.

**15. Royal Band.** Members of the RM Band Portsmouth wear a "Royal Band" badge, in appropriate colours, on the upper right sleeve of all uniforms (subject to formal approval and introduction).

**16. Background and attachment of badges.** The instructions in Chapter 3 as regards naval ratings' badges, are also applicable, as far as appropriate, to Royal Marines badges.

## 0425. BUTTONS

**1. Corps button.** Raised round button, anodised or bronze. At the centre a fouled anchor under a crown surrounded by a double rim enclosing the words 'Royal Marines', and this in turn surrounded by a laurel wreath. In two sizes - 25mm and 20mm: the smaller button for pockets and shoulder straps.

**2. Lion and crown button.** Raised round button with mounted lion and crown in silver. Worn on caps, mess jackets and mess waistcoats.

## 0426 - 0433 SPARE





**BR 81 - CHAPTER 4**

**RM OFFICERS & OTHER RANKS**

.....

**SECTION 3**

**AIGUILLETES CYPHERS & LANYARDS**



#### 0434. AIGUILLETES

1. Naval type aiguillettes are to be worn by the following Royal Marines Officers in the same manner as prescribed for naval officers (see Chapter 3 article 0309) and with equivalent dresses:

- a. ADCs to the Queen, Equerries and Extra Equerries to the Queen or to members of the Royal Family, and ADC to Governors General.
- b. ADC to CGRM; officers specifically appointed as Flag Lieutenant to officers of Flag rank or Commodores; or as ADC or Military Assistant to officers of Flag, General or Air Rank where the post is allowed by establishment; or as ADC to a Governor or Lieutenant Governor.

2. Officers at 1a wear aiguillettes as for ADCs to the Queen ('Palace' type) and those at b as for Flag Lieutenants ('Staff' type).

3. Aiguillette shoulder straps are not to be worn by Royal Marines Officers. In Mess Dresses, for officers below the rank of Colonel, the aiguillette is to be supported by a scarlet cloth shoulder strap of the same material as the jacket. In other Dresses the shoulder strap of the garment is to be used, modified by the addition of a button to which the aiguillette cord is affixed.

4. Aiguillettes and the various accoutrements are issued on Individual Loan from the Uniform Clothing store HMS NELSON.

#### 0435. ROYAL CYPHERS

1. Royal Marines ADC to the Queen, Equerries and Extra Equerries to the Queen are to wear the royal cypher and crown, in one piece, below their badges or rank; letters 'RM' are not worn. Equerries to other members of the Royal Family wear the cypher of that member in the same manner. In Mess Dresses Equerries and Extra Equerries wear the royal cypher and crown on shoulder straps of similar material.

2. The full sized badge (35 x 35 mm), in either dull silver metal or gilt metal, is worn as follows:

Dull silver - on full dress tunic, blue serge tunic, Atholl grey greatcoat, blue greatcoat, scarlet mess jacket and white mess jacket.

Gilt metal - on lovat tunic, stone jacket, stone shirt.

3. Former ADCs to the Queen wear the badge similarly but in miniature (22 x 24 mm). ADCs to the Queen who vacate the appointment on promotion to the substantive rank of Major General are, however, to cease wearing the badge.

#### 0436. LANYARDS


1. All ranks on the posted strength of the following units are to wear a coloured lanyard with certain forms of dress as stated:

<u>Unit</u>	<u>Colour</u>
COMAMPHIBFOR/DRM	Maroon
HQ 3 Cdo Bde RM UKLF CSG	Green
40 Cdo RM	Light Blue
42 Cdo RM	White
45 Cdo RM	Scarlet
Cdo Log Regt RM	Dark Blue
Fleet Protection Group RM	Old Gold on Scarlet
SBS	Green and Black
539 ASRM	Old Gold and Rifle Green
847 NAS	Light/Dark Blue

2. Coloured lanyards are worn on the right shoulder in an ordinary loop with the running end passed directly into the right side of the breast pocket without forming a bight.

3. Lanyard, Blue, Officers' Pattern. Braid of viscose rayon on cotton core. One end constructed with a loop closed with a Turk's head knot. Length of lanyard shall be no less than 800mm to be worn looped over the left shoulder. The running end is to be passed into the left side of the breast pocket and not allowed to hang loosely in a bight.





**BR 81 - CHAPTER 4**

**RM OFFICERS & OTHER RANKS**

**ANNEX A**

**RM DRESS TABLES**



4A. 2 **1A DRESS - FULL DRESS "BLUES"**

**OCCASIONS FOR WEAR:**

- When receiving HM The Queen, other crowned heads or heads of state.
- When receiving royalty unless ordered to the contrary by the relevant CinC.
- Full ceremonial state events as ordered.
- Inspections by Flag Officers.
- Funerals, parades and other appropriate ceremonial events.

DESCRIPTION		
General Officers	Officers WOs & SNCOs	CPLs & MNEs
<ul style="list-style-type: none"> <li>- Cap</li> <li>- Blue tunic (1)</li> <li>- Overalls</li> <li>- White long sleeved shirt</li> <li>- Black socks</li> <li>- Wellington boots</li> <li>- Spurs</li> <li>- Ceremonial sword</li> <li>- Crimson and gold sash</li> <li>- Gold shoulder cords</li> <li>- White gloves</li> <li>- Greatcoat (2)</li> <li>- Braces</li> </ul>	<ul style="list-style-type: none"> <li>- Cap/Wolseley pattern helmet (3)</li> <li>- Blue tunic</li> <li>- Blue trousers/Overalls (4)</li> <li>- White long sleeved shirt (5)</li> <li>- Black tie (5)</li> <li>- Officer pattern lanyard (5)</li> <li>- Black socks</li> <li>- Army pattern/Officer pattern/Wellington boots (4)</li> <li>- Sam Browne/White belt/Sash (6)</li> <li>- Frog and bayonet (7)</li> <li>- Sword/Rifle (7)</li> <li>- Greatcoat (3)</li> <li>- Gloves (8)</li> <li>- Braces</li> </ul>	<ul style="list-style-type: none"> <li>- Cap/Wolseley pattern helmet (3)</li> <li>- Blue tunic</li> <li>- Blue trousers</li> <li>- Black socks</li> <li>- Army pattern boots</li> <li>- White belt</li> <li>- Frog and bayonet (7)</li> <li>- Rifle (7)</li> <li>- Greatcoat (3)</li> <li>- White gloves</li> <li>- Braces</li> </ul>

**DECORATIONS/MEDALS:**

- Collar and/or broad Riband.
- Up to 4 stars of orders.
- Up to 3 neck decorations.
- Medals.

**NOTES:**

- (1) Army pattern (with high neck) or Corps pattern as appropriate.
- (2) Atholl Grey Army pattern or blue Corps pattern as required. Drawn for Loan Pools, London District or as advised by RMSTO RNSO.
- (3) Helmets and greatcoats to be worn when ordered.
- (4) Overalls, wellington boots and spurs worn by majors and above, Adjutants, Equerries, Military Assistants, Aides-de-Camp and Flag Lieutenants. WOs2 and below wear Army Pattern Boots.
- (5) Officers only (WOs1 wear officer pattern lanyard).
- (6) SNCOs wear white belt and scarlet sash; WOs 2 wear a sword belt and scarlet sash. Sam Browne always worn with frog, whether carrying swords or not.
- (7) Swords/Rifles are carried on parade or when ordered.
- (8) WOs2, Drum and Bugle Majors on appointment and above wear brown cape gloves; the remainder wear white gloves.
- (9) For distinctions in RM Band Officers' Full Dress Uniform, see paragraph 4, article 0413.



Officers



WOs & SNCOs



CPLs & MNEs





1B DRESS - FORMAL DRESS "PARADE LOVATS"

OCCASIONS FOR WEAR:

- Inspections by Flag Officers.
- Minor ceremonial occasions as an alternative to 1A dress.
- Courts Martial as appropriate.
- Other occasions as ordered.

DESCRIPTION		
Officers	WOs & SNCOs	CPLs and MNEs
<ul style="list-style-type: none"> <li>- Beret (1)</li> <li>- Lovat suit</li> <li>- Lanyards (2)</li> <li>- Stone long sleeved shirt</li> <li>- Light khaki braided tie</li> <li>- Lovat/Green socks (7)</li> <li>- Sam Browne (3)</li> <li>- Sword (4)</li> <li>- Officer pattern boots</li> <li>- Brown cape gloves</li> </ul>	<ul style="list-style-type: none"> <li>- Beret (1)</li> <li>- Lovat suit</li> <li>- Unit Lanyard (8)</li> <li>- Stone long sleeved shirt</li> <li>- Khaki drab tie</li> <li>- Socks combat general service</li> <li>- Sam Browne/belt/sash (3)</li> <li>- Frog and bayonet (4)</li> <li>- Sword/rifle (4)</li> <li>- Army pattern/Officer pattern boots (5)</li> <li>- Gloves (6)</li> </ul>	<ul style="list-style-type: none"> <li>- Beret (1)</li> <li>- Lovat suit</li> <li>- Unit lanyard</li> <li>- Stone long sleeved shirt</li> <li>- Khaki drab tie</li> <li>- Socks combat general service</li> <li>- White belt</li> <li>- Frog and bayonet (4)</li> <li>- Rifle (4)</li> <li>- Army pattern boots</li> <li>- White gloves</li> </ul>

DECORATIONS/MEDALS:

- Up to 2 stars of orders.
- 1 neck decoration.
- Medals.

NOTES:

- (1) Beret with anodised badge. The King's Squad wear caps with chin stay down.
- (2) Blue officer pattern lanyard on left shoulder plus appropriate unit lanyard on right shoulder.
- (3) SNCOs wear white belts and scarlet sash; WOs2 wear a sword belt and scarlet

sash. Sam Browne always worn with frog, whether with sword or not.

(4) Swords/rifles are carried on parade or when ordered.

(5) WOs2 and below wear Army pattern boots.

(6) WOs2, drum and bugle Majors on appointment and above wear brown cape gloves; the remainder wear white gloves.



Officers



WOs & SNCOs



CPLs & MNEs





## 1C DRESS - SEMI FORMAL DRESS "LOVATS"

## OCCASIONS FOR WEAR:

- Occasions of duty or minor ceremonial.

DESCRIPTION		
Officers	WOs & SNCOs	CPLs & MNEs
- Beret/Cap (1) - Lovat suit - Lanyards (2) - Stone long sleeved shirt - Light khaki braided tie - Lovat/Green socks (3) - Cloth belt - Officer pattern shoes	- Beret/Cap (1) - Lovat suit - Unit lanyard (4) - Stone long sleeved shirt - Khaki drab tie (4) - Socks combat general service - Cloth belt - Sash (5) - Black shoes (6)	- Beret/Cap (1) - Lovat suit - Unit lanyard - Stone long sleeved shirt - Khaki drab tie - Socks combat general service - Cloth belt - Black shoes


## DECORATIONS/MEDALS:

## NOTES:

- (1) Beret with anodised badge. Band personnel wear caps. The King's Squad wear caps with chin stay down.
- (2) Blue officer pattern lanyard on left shoulder plus appropriate unit lanyard on right shoulder.
- (3) Lovat coloured socks should be purchased, or Sock combat general service worn.
- (4) WOsl wear light khaki braided tie and Officer pattern lanyard
- (5) As ordered/appropriate.
- (6) WOsl wear officer pattern shoes.



Officers



WOs & SNCOs



CPLs & MNEs





2A DRESS - FORMAL EVENING DRESS "MESS DRESS"

OCCASIONS FOR WEAR:

- Official or public balls, dinners and evening receptions of a formal nature.
- Full ceremonial evening events.

DESCRIPTION			
Lt Colonels & above	Other Officers	WOs & SNCOs	CPLs & MNEs
<ul style="list-style-type: none"> <li>- Cap/Side hat (1)</li> <li>- Scarlet mess jacket</li> <li>- Blue mess waistcoat</li> <li>- Stiff fronted shirt</li> <li>- Wing collar</li> <li>- Black bow tie</li> <li>- Overalls</li> <li>- Black socks</li> <li>- Wellington boots</li> <li>- Spurs</li> </ul>	<ul style="list-style-type: none"> <li>- Cap/Side hat (1)</li> <li>- Scarlet mess jacket</li> <li>- Blue mess waistcoat</li> <li>- White marcella shirt</li> <li>- Blue mess trousers (2)</li> <li>- Black bow tie</li> <li>- Black socks</li> <li>- Wellington boots/black shoes</li> </ul>	<p>(WO/SNCOs should wear blues with cloth belt and medals or, optionally, mess dress)</p>	<ul style="list-style-type: none"> <li>- Cap</li> <li>- Blue tunic</li> <li>- Blue trousers</li> <li>- Cloth belt</li> <li>- Black shoes</li> <li>- Medals</li> </ul> <p>(optionally; JNCOs may wear white shirt, blue trousers, red cummerbund and black bow tie for Mess dinners etc)</p>

DECORATIONS/MEDALS:

- Broad riband.
- Up to 4 stars of orders.
- One neck decoration.
- Miniature medals.

NOTES:

- (1) Side hat is optional for officers.
- (2) Adjutant, Equerries, Military Assistants, Aides-de-Camp and Flag Lieutenants wear overalls, wellington boots and spurs.
- (3) Civilian equivalent is evening dress with medals and decorations as above.
- (4) Stiff fronted shirt and wing collar is obligatory for royal equerries/Aides-de-Camp, principal staff officers/Aides-de-Camp to senior officers, service attaches and advisers.



*Lt Colonels & above*



*Other Officers,*



*WOs & SNOs*



*CPLs & MNEs*



© 1980

UNIVERSITY MICROFILMS INTERNATIONAL

1980

UNIVERSITY MICROFILMS INTERNATIONAL





2B DRESS - FORMAL EVENING DRESS "MESS UNDRRESS"

OCCASIONS FOR WEAR:

- Dinner when 2A dress is not appropriate.
- Evening dances and entertainments.

DESCRIPTION		
Officers	WOs & SNCOs	CPLs & MNEs
As for 2A Dress for other officers	As for 2A Dress	As for 2A Dress

DECORATIONS/MEDALS:


- Up to 2 stars of orders.
- One neck decoration.
- Miniature medals.

NOTES:


- (1) Civilian equivalent is black tie with medals and decorations as above.
- (2) Overalls and spurs for entitled officers are optional.
- (3) Kilt with accoutrements may, optionally, be worn by male personnel in place of blue mess trousers, black socks and shoes.



Officers



WOs & SNCOs



CPLs & MNEs





2C DRESS - INFORMAL EVENING DRESS "RED SEA RIG"

OCCASIONS FOR WEAR:

- Informal evening uniform in ships and establishments.

DESCRIPTION		
Officers	WOs & SNCOs	CPLs & MNEs
<ul style="list-style-type: none"> <li>- Cap</li> <li>- Shoulder rank boards (1)</li> <li>- White short sleeved shirt with epilletes</li> <li>- Red cummerbund</li> <li>- Blue trousers (2)</li> <li>- Black socks</li> <li>- Black shoes</li> </ul>	<ul style="list-style-type: none"> <li>- Half lovat - 3A Dress</li> </ul>	<ul style="list-style-type: none"> <li>- Half lovat - 3A Dress</li> </ul>

DECORATIONS/MEDALS:

NOTES:


- (1) Optional, but anodised rank badges should be worn on a white slide.
- (2) Not mess trousers.




Officers



WOs & SNCOs



CPLs & MNEs





3A DRESS - GENERAL DUTY DRESS "HALF LOVATS"

OCCASIONS FOR WEAR:

- Semi formal day rig worn in camp and for day to day duties

DESCRIPTION		
Officers	WOs & SNCOs	CPLs & MNEs
<ul style="list-style-type: none"> <li>- Beret/Cap (1)</li> <li>- Stone short sleeved shirt (2)</li> <li>- Lanyards</li> <li>- Lovat trousers (3)</li> <li>- Corps pattern belt</li> <li>- Bronze RMs (4)</li> <li>- Lovat/Combat socks</li> <li>- Black shoes (5)</li> </ul>	<ul style="list-style-type: none"> <li>- Beret/Cap (1)</li> <li>- Stone short sleeved shirt (2)</li> <li>- Lanyard</li> <li>- Lovat trousers (3)</li> <li>- Corps pattern belt</li> <li>- Bronze RMs (4)</li> <li>- Lovat/Combat socks/Black socks</li> <li>- Black shoes (5)</li> </ul>	<ul style="list-style-type: none"> <li>- Beret/Cap (1)</li> <li>- Stone short sleeved shirt (2)</li> <li>- Lanyard</li> <li>- Lovat trousers (3)</li> <li>- Corps pattern belt</li> <li>- Bronze RMs (4)</li> <li>- Lovat/Combat socks/Black socks</li> <li>- Black shoes (5)</li> </ul>

DECORATIONS/MEDALS:


NOTES:

- (1) Cap for band personnel. Beret with anodised badge.
- (2) Collar worn open.
- (3) Barrack dress trousers, not from suit.
- (4) Worn in shoulder strap. Officers also wear bronze rank insignia in strap or on slides.
- (5) Officer Pattern/Army Pattern boots, WOsl wear officer pattern shoes.


3A DRESS - GENERAL DUTY DRESS "HALF LOVATS"




Officers



WOs & SNCOs



CPLs & MNEs





3B DRESS - GENERAL DUTY DRESS "TRAINING RIG"

OCCASIONS FOR WEAR:

- Informal day rig worn in camp and for day to day duties in summer months and hot climates (8)

DESCRIPTION		
Officers	WOs & SNCOs	CPLs & MNEs
<ul style="list-style-type: none"> <li>- Beret (1)</li> <li>- CS95</li> <li>- Rank slides (3)</li> <li>- Combat socks</li> <li>- Boots (5)</li> <li>- Belt (6)</li> </ul>	<ul style="list-style-type: none"> <li>- Beret (1)</li> <li>- CS95</li> <li>- Rank slides (3)</li> <li>- Combat socks</li> <li>- Boots (5)</li> <li>- Belt (6)</li> </ul>	<ul style="list-style-type: none"> <li>- Beret (1)</li> <li>- CS95</li> <li>- Rank slides (3)</li> <li>- Combat socks</li> <li>- Boots (5)</li> <li>- Belt (6)</li> </ul>

DECORATIONS/MEDALS:

NOTES:

ordered.

- (1) With bronze badge.
- (2) Worn with sleeves rolled up.
- (3) DPM slides.
- (4) Worn with elastics (not supplied) around top of boot.
- (5) Appropriate to environment.
- (6) CS95 web belt.
- (7) CS95 jacket/waterproofs may be worn as ordered/required.
- (8) Shirts may be worn outside of triusers when

3B DRESS - GENERAL DUTY DRESS "TRAINING RIG"



**Officers**

**WOs & SNCOs**

**CPLs & MNEs**



### 3C DRESS - GENERAL DUTY RIG "HALF LOVATS"

#### OCCASIONS FOR WEAR:

- Semi formal day rig worn in camp and for day to day duties

DESCRIPTION		
Officers	WOs & SNCOs	CPLs & MNEs
<ul style="list-style-type: none"> <li>- Beret (1)</li> <li>- Long sleeved stone shirt</li> <li>- Lovat trousers</li> <li>- Corps pattern belt</li> <li>- Lovat/Combat socks</li> <li>- Jersey wool heavy</li> <li>- Black shoes (2)</li> </ul>	<ul style="list-style-type: none"> <li>- Beret (1)</li> <li>- Long sleeved stone shirt</li> <li>- Lovat trousers</li> <li>- Corps pattern belt</li> <li>- Lovat/Combat socks/Black socks</li> <li>- Jersey wool heavy</li> <li>- Black shoes (2 &amp; 3)</li> </ul>	<ul style="list-style-type: none"> <li>- Beret (1)</li> <li>- Long sleeved stone shirt</li> <li>- Lovat trousers</li> <li>- Corps pattern belt</li> <li>- Lovat/Combat socks/Black socks</li> <li>- Jersey wool heavy</li> <li>- Black shoes (2)</li> </ul>

#### DECORATIONS/MEDALS:


- None.

#### NOTES:


- (1) Band personnel wear caps. Beret with anodised badge.
- (2) Officer pattern/Army pattern boots, white belts and WO/SNCOs scarlet sashes may be ordered when appropriate.
- (3) WO1 wear Officer pattern shoes.



Officers



WOs & SNCOs



CPLs & MNEs





3D DRESS - GENERAL DUTY DRESS "TRAINING RIG"

OCCASIONS FOR WEAR:

- \* Informal day rig worn in camp and for day to day duties in winter months and cold climates.

DESCRIPTION		
Officers	WOs & SNCOs	CPLs & MNEs
<ul style="list-style-type: none"> <li>- Beret (1)</li> <li>- CS95</li> <li>- Jersey wool heavy</li> <li>- Combat socks</li> <li>- Boots (4)</li> </ul>	<ul style="list-style-type: none"> <li>- Beret (1)</li> <li>- CS95</li> <li>- Jersey wool heavy</li> <li>- Combat socks</li> <li>- Boots (4)</li> </ul>	<ul style="list-style-type: none"> <li>- Beret (1)</li> <li>- CS95</li> <li>- Jersey wool heavy</li> <li>- Combat socks</li> <li>- Boots (4)</li> </ul>


DECORATIONS/MEDALS:

NOTES:


- (1) With bronze badge.
- (2) DPM slides.
- (3) Worn with elastics (not supplied) around top of boot.
- (4) Appropriate to environment.
- (5) CS95 jacket/waterproofs may be worn as ordered/required.




CPLs & MNEs



WOs & SNCOs



Officers





## 4/4C/4D/4T DRESS - COMBAT DRESS 'COMBATS'

### OCCASIONS FOR WEAR:

- General in theatre wear when deployed.
- Operations, exercises and field training

DESCRIPTION			
All ranks (4)	All ranks (4C)	All ranks (4D)	All ranks (4T)
<ul style="list-style-type: none"> <li>- Helmet/Beret (1)</li> <li>- T shirt</li> <li>- Shirt (1 &amp; 2)</li> <li>- Fleece (1, 2 &amp; 3)</li> <li>- DPM trousers (3)</li> <li>- DPM field jacket (3)</li> <li>- Combat boots (2)</li> <li>- Gaiters (2 &amp; 3)</li> <li>- Gloves (2 &amp; 3)</li> </ul>	<ul style="list-style-type: none"> <li>- Helmet/ECW cap (1)</li> <li>- ECW underwear (1)</li> <li>- Norwegian shirt</li> <li>- Fleece (1, 2 &amp; 3)</li> <li>- Windproof smock</li> <li>- Windproof trousers</li> <li>- Cam whites (1)</li> <li>- ECW gaiters</li> <li>- Gloves</li> </ul>	<ul style="list-style-type: none"> <li>- Helmet/Desert hat (1)</li> <li>- DPM shirt (Desert)</li> <li>- DPM trousers (Desert)</li> <li>- Desert boots</li> </ul>	<ul style="list-style-type: none"> <li>- Jungle hat</li> <li>- Jungle boots</li> <li>- JKT (3)</li> <li>- JRS (3)</li> </ul>

### DECORATIONS/MEDALS:

- None.

### NOTES

- (1) As required/ordered.
- (2) Appropriate to environment.
- (3) Combat Soldier 95.
- (4) Waterproofs may be worn as ordered/required.



All ranks (4)



All ranks (4C)



All ranks (4D)



All ranks (4T)





5 DRESS - WORKING RIGOR

OCCASIONS FOR WEAR:

1 JOB SPECIFIC WORKING RIGOR (SEE SPECIFIC INSTRUCTIONS)

DESCRIPTION

All tasks

(SEE SPECIFIC INSTRUCTIONS FOR WEAR FOR SPECIFIC TASKS (JOB SPECIFIC, DIVERS, SURVIVAL, ETC))


DECORATIONS/EMBLEMS:



All ranks



Aircrew



Chef



Vehicle Mechanic



## LAW DRESS - FULL DRESS WHITE "PARADE STONES"

## OCCASIONS TO WEAR

- When receiving HM The Queen, other crowned heads or heads of state.
- When receiving royalty unless ordered to the contrary by the relevant CinC.
- Full ceremonial state events as ordered.
- Inspections by Flag Officers.
- Funerals, courts martial, parades and other appropriate ceremonial events.

DESCRIPTION			
Band & General Officers (1)	Other Officers (7),	WOs, SNCOs & MNEs	Band Personnel
<ul style="list-style-type: none"> <li>- Cap</li> <li>- White tunic</li> <li>- Overalls</li> <li>- Black socks</li> <li>- Wellington boots</li> <li>- Spurs</li> <li>- Crimson sash (2)</li> <li>- Sword (3)</li> </ul>	<ul style="list-style-type: none"> <li>- Wolseley pattern helmet/Cap/Beret (4)</li> <li>- Stone jacket</li> <li>- Stone trousers</li> <li>- Officer pattern boots</li> <li>- Anodised rank badges/RMs</li> <li>- Stone socks</li> <li>- Gloves (5)</li> <li>- Lanyards (6)</li> <li>- Sam Browne</li> <li>- Sword (3)</li> </ul>	<ul style="list-style-type: none"> <li>- Wolseley pattern helmet/Cap/Beret (4)</li> <li>- Stone jacket</li> <li>- Stone trousers</li> <li>- Army pattern boots</li> <li>- Anodised RMs</li> <li>- Stone socks</li> <li>- Gloves (5)</li> <li>- Lanyards (6)</li> <li>- Sam Browne/belt/sash</li> <li>- Frog and bayonet</li> <li>- Sword/rifle (3)</li> </ul>	<ul style="list-style-type: none"> <li>- Wolseley pattern helmet</li> <li>- White tunic</li> <li>- Blue trousers</li> <li>- Black socks</li> <li>- Boots RM band</li> </ul>

## DECORATIONS/MEDALS:

## NOTES

- (1) Certain overseas Defence Attaches, Band Officers and General Officers with their Military Assistants/Aides-de-Camp, as required, in exceptional circumstances.
- (2) Sam Browne as an alternative.
- (3) As required.
- (4) Helmet if ordered. Beret with anodised badge.
- (5) White, or brown cape for officers (only when armed).
- (6) Blue officer pattern for officers and WOsl, plus unit lanyard.
- (7) Entitled officers should wear IBW Dress if appropriate.



Band & General Officers



Other Officers



WOs, SNCOs & MNZs



Band Personnel





1BW DRESS - FORMAL DRESS WHITE "PARADE STONES"

OCCASIONS FOR WEAR:

- Inspections by Flag Officers.
- Ceremonial exchange visits as an alternative to 1A dress.
- Funerals.

DESCRIPTION		
Officers	WOs & SNCOs	CPLs & MNEs
Cap/Wolseley pattern helmet (1) Prestige suit or 1AW Dress Long sleeved stone shirt (2) Light khaki braided tie (2) Anodised rank/RMs Lanyards Sam Browne Officer pattern boots Sword and gloves (3)	As for 1AW Dress	As for 1AW Dress

DECORATIONS/MEDALS:

- Up to 2 stars of orders.
- 1 neck decoration.
- Medals.

NOTES:

- (1) As ordered/appropriate.
- (2) Worn only with Prestige suit (issued to certain officers in overseas appointments).
- (3) As required.



Officers



WOs & SNCOs



CPLs & MNEs





1CW DRESS - FORMAL DRESS WHITE "STONES"

OCCASIONS FOR WEAR:

- Memorial Services unless ordered to the contrary by the convening authority.
- Occasions of duty or minor ceremonial.

DESCRIPTION		
Officers	WOs, SNCOs & NCOs	CPLs & MNEs
<ul style="list-style-type: none"> <li>- Beret/Cap (1)</li> <li>- Stone jacket</li> <li>- Stone trousers</li> <li>- Stone socks</li> <li>- Stone belt</li> <li>- Anodised rank/RMs</li> <li>- Lanyards</li> <li>- Officer pattern shoes</li> </ul>	<ul style="list-style-type: none"> <li>- Beret/Cap</li> <li>- Stone jacket</li> <li>- Stone trousers</li> <li>- Stone socks</li> <li>- Stone belt</li> <li>- Anodised RMs</li> <li>- Lanyard</li> <li>- Black shoes</li> </ul>	<ul style="list-style-type: none"> <li>- Beret/Cap</li> <li>- Stone jacket</li> <li>- Stone trousers</li> <li>- Stone socks</li> <li>- Stone belt</li> <li>- Anodised RMs</li> <li>- Lanyard</li> <li>- Black shoes</li> </ul>

DECORATIONS/MEDALS:

NOTES:

(1) Beret with anodised badge. Band personnel wear caps.



Officers



WO2s, SNCOs



CPLs & MNEs





**2AW DRESS - FORMAL EVENING DRESS WHITE "TROPICAL MESS DRESS"**

**OCCASIONS FOR WEAR:**

- Official or public balls, dinners and evening receptions of a formal nature.
- Full ceremonial evening events.

DESCRIPTION			
Lt Colonels & above	Other Officers	WOs & SNCOs	CPLs & MNEs
<ul style="list-style-type: none"> <li>- Cap/Side hat (2)</li> <li>- White mess jacket</li> <li>- White mess waistcoat</li> <li>- Stiff fronted shirt</li> <li>- Wing collar (3)</li> <li>- Black bow tie</li> <li>- Overalls</li> <li>- Black socks</li> <li>- Wellington boots</li> <li>- Spurs</li> </ul>	<ul style="list-style-type: none"> <li>- Cap/Side hat (2)</li> <li>- White mess jacket</li> <li>- White mess waistcoat</li> <li>- White marcella shirt</li> <li>- Blue mess trousers (4)</li> <li>- Black bow tie</li> <li>- Black socks</li> <li>- Wellington/Officer pattern boots/Black shoes</li> </ul>	<p>As for 3AW Dress (WOs/SNCOs may wear Tropical Mess Dress optionally)</p>	<p>As for 3AW Dress</p>

**DECORATIONS/MEDALS:**

- Broad riband.
- Up to 4 stars of orders.
- One neck decoration.
- Miniature medals.

**NOTES:**

- (1) The civilian equivalent is Evening Dress with medals and decorations as above.
- (2) Side hat is optional for officers.
- (3) Stiff fronted shirt and wing collar is obligatory for Royal Equerries/Aides-de-Camp, Principal Staff Officers/Aides-de-Camp to Senior Officers, Service Attaches and Advisors.
- (4) Adjutants, Equerries, Military Assistants, Aides-de-Camp and Flag Lieutenants wear overalls, wellington boots and spurs.



Lt Colonels & above



Other Officers



WOs & SMOs



CPLs & MRZs





2BW DRESS - FORMAL EVENING UNDRRESS WHITE "TROPICAL MESS UNDRRESS"

OCCASIONS FOR WEAR:

- Dinner when 2A dress is not appropriate.
- Evening dances and entertainments.

DESCRIPTION		
Officers	WOs & SNCOs	CPLs & MNEs
As for 2AW Dress for other officers but with red cummerbund instead of white waistcoat	As for 2AW Dress	As for 3AW Dress

DECORATIONS/MEDALS:


- Up to 2 stars of orders.
- One neck decoration.
- Miniature medals.

NOTES:

- (1) Civilian equivalent is black tie with medals and decorations as above.



Officers



WOs & SNCOs



CPLs & MNEs





FORM # 1041-1	FORM # 1041-1	FORM # 1041-1
FORM # 1041-1	FORM # 1041-1	FORM # 1041-1
FORM # 1041-1	FORM # 1041-1	FORM # 1041-1

FORM # 1041-1 (2001) (REV. 12-17-00)

FORM # 1041-1 (2001) (REV. 12-17-00)

FORM # 1041-1 (2001) (REV. 12-17-00)



Officers



WOs & SNCOs



CPLs & MNEs



Officers, WOs & SNCOs



3AW DRESS - GENERAL DUTY DRESS WHITE "HALF STONES"

OCCASIONS FOR WEAR:

- Semi formal day rig worn ashore and afloat.

DESCRIPTION		
Officers & WO1s	WO2s & SNCOs	CPLs & MNEs
<ul style="list-style-type: none"> <li>- Beret/Cap (1)</li> <li>- Stone short sleeved shirt</li> <li>- Stone trousers</li> <li>- Stone socks</li> <li>- Lanyards</li> <li>- Corps pattern belt</li> <li>- Anodised rank/RMs</li> <li>- Black shoes (2)</li> </ul>	<ul style="list-style-type: none"> <li>- Beret/Cap (1)</li> <li>- Stone short sleeved shirt</li> <li>- Stone trousers</li> <li>- Stone socks</li> <li>- Lanyard</li> <li>- Corps pattern belt</li> <li>- Anodised RMs</li> <li>- Black shoes (2)</li> </ul>	<ul style="list-style-type: none"> <li>- Beret/Cap (1)</li> <li>- Stone short sleeved shirt</li> <li>- Stone trousers</li> <li>- Stone socks</li> <li>- Lanyards</li> <li>- Corps pattern belt</li> <li>- Anodised RMs</li> <li>- Black shoes (2)</li> </ul>

DECORATIONS/MEDALS:

NOTES:

(1) Beret with anodised badge. Band personnel wear caps.

(2) Desert boots may be worn when issued (certain drafts/appointments only).



Officers & WO1s



WO2s & SNCOs



CPLs & MNEs





3BW DRESS - GENERAL DUTY DRESS WHITE "TROPICAL TRAINING RIG"

OCCASIONS FOR WEAR:

- Informal day rig worn ashore and afloat.

DESCRIPTION		
Officers	WOs & SNCOs	CPLs & MNEs
<ul style="list-style-type: none"> <li>- Beret/Cap (1)</li> <li>- Stone short sleeved shirt</li> <li>- Stone shorts</li> <li>- Stone socks</li> <li>- Black shoes/desert boots (1)</li> <li>- Corps pattern belt</li> <li>- Anodised rank/RMs</li> </ul>	<ul style="list-style-type: none"> <li>- Beret/Cap (1)</li> <li>- Stone short sleeved shirt</li> <li>- Stone shorts</li> <li>- Stone socks</li> <li>- Black shoes/desert boots (3)</li> <li>- Corps pattern belt</li> <li>- Anodised RMs</li> </ul>	<ul style="list-style-type: none"> <li>- Beret/Cap (1)</li> <li>- Stone short sleeved shirt</li> <li>- Stone shorts</li> <li>- Stone socks</li> <li>- Black shoes/desert boots (2)</li> <li>- Corps pattern belt</li> <li>- Anodised RMs</li> </ul>

DECORATIONS/MEDALS:

NOTES:

- (1) Beret with anodised badge. Band personnel wear caps.
- (2) Desert boots may be worn if issued for certain drafts/appointments.



Officers

WOs & SNCOs

CPLs & MNZs





3CW DRESS - GENERAL DUTY DRESS WHITE "TROPICAL WORKING RIG" (Yet to be authorized and introduced.)

OCCASIONS FOR WEAR:

- Informal daily working rig ashore and afloat

DESCRIPTION

All Ranks

As for 4T. (New Dress yet to be authorized.)

- Beret (1)
- General Service shirt (2)
- Black on green rank slides (3)
- Green Shorts
- Belt
- Boat Shoes (4)

DECORATIONS/MEDALS:

- None.


NOTES:

- (1) Beret with bronze badge.
- (2) Green T Shirt may be worn when ordered (not for officers).
- (3) Rank worn with t-shirt should be on a green cloth wrist strap.
- (4) Desert boots May be worn with combat socks if appropriate.









## **BR 81 - CHAPTER 4**

### **RM OFFICERS & OTHER RANKS**

#### **ANNEX D**

#### **RM BADGES & INSIGNIA**

.....

#### **SECTION 1**

#### **BRANCH SPECIALIST QUALIFICATIONS,**

#### **SKILL & SPECIAL BADGES**



## GRATUITOUS ISSUE OF BADGES

## ON ENTRY

## All Ranks

Cap/beret badge .....	- 2 anodised (for cap and beret) - bronze (for beret with combat dress)
Collar badge .....	- 2 anodised (for blue tunic) - 2 bronze (for lovat tunic)
Letters RM .....	- 2 anodised (for blue, white and stone tunics, stone shirts and greatcoat) - 4 bronze (for lovat tunic and stone shirt 3A Dress)

## ON PROMOTION

## Lance Corporal, Corporal, Sergeant

Rank badge (chevrons) .....	- 1 set gold on scarlet (for blue tunic) - 1 set gold on green (for lovat tunic) - 3 sets white on khaki drill (for stone shirts) - 2 black on green (for JWH)
-----------------------------	---

## Colour Sergeant

Globe and laurel arm badge .....	- 1 gold on blue (for blue tunic)
Crown for addition to chevrons .....	- 1 gold on green (for lovat tunic) - 3 white on khaki drill (for stone-coloured shirts) - 2 black on green (for JWH)
Complete badge (crown and chevrons) .....	- 1 pr white on lovat (for raincoat) Band Ranks only

## W01, W02, W02 (Bandmaster)

Rank badges .....	- 1 gold on blue (for blue tunic)
Royal Arms .....	- 1 gold on green (for lovat tunic)
Crown in Wreath .....	- 1 pr white on lovat (for raincoat) Band Ranks only - 2 black on green (for JWH) - 1 anodised (for shirt-sleeve orders)
Cap badge (divided pattern - W01 to have officers' pattern) .....	- 2 anodised (for cap and beret) - 1 bronze (for beret with combat dress)
Wrist strap, leather .....	- 1 (if not already issued)



## ADDITIONAL ISSUES TO RANKS PROVIDED WITH COMBAT DRESS

### NCOs

Rank badge ..... - CS95 Rank Slide (for CS95 and windproof smocks)

### WOs

Rank badge ..... - CS95 Rank Slide (for CS95 and windproof smocks)

King's badge ..... - 1 gold on blue (for blue tunic)  
- 1 gold on green (for lovat tunic)  
- 1 gold on scarlet (for mess jacket)  
- 2 black on green (for JWH)  
- 3 khaki drill (for stone shirts)

Prince's badge ..... - 1 silver on blue (for blue tunic)  
- 1 silver on green (for lovat tunic)  
- 1 gold on scarlet (for mess jacket)  
- 2 black on green (for JWH)  
- 3 khaki drill (for stone shirts)

Commandant General's Shooting Badge ..... - 1 gold on blue (for blue tunic)  
- 1 yellow thread on green (for lovat tunic)

Parachutist badge ..... - 1 gold on blue (for blue tunic)  
- 1 gold on green (for lovat tunic)  
- 3 light blue on khaki drill (for stone shirts)  
- 2 light blue on green (for JWH)  
- 5 BOD (for CS95)

Pilot and Observer badges ..... - 2 gold/silver on blue (for blue and lovat tunics)  
- 3 light blue/gold on blue (for stone shirts)

Air Gunner badge ..... - 5 light blue/gold on blue (for blue, lovat tunics and stone shirts)

Army Parachute Jump Instructor badge (APJI) .. - 1 scarlet on gold (for mess dress)  
- 2 gold on blue (for blue and lovat tunics)  
- 3 light blue on khaki drill (for stone shirts)  
- 4 light blue on green (for JWH)

## ADDITIONAL ISSUES TO COOK RANKS

### Colour Sergeant and Below.

Rank badge ..... - 4 sets scarlet on white to ranks afloat  
- 6 sets to ranks ashore for wear on jackets food handlers issued on individual loan.



## ADDITIONAL ISSUES TO BAND AND BUGLER RANKS

### On Appointment to Staff bands - All ranks

Special Cap/badge .....	- 2 anodised or gilt )	
Royal Cypher EIIR/PP .....	- 1 anodised or gilt )	PORTSMOUTH Band only
Royal Cypher EIIR/PP with crown .....	- 2 anodised or gilt )	
Royal Cypher GVR .....	- 1 anodised or gilt )	
Royal Band Badge .....	- 1 gold on blue )	
	- 1 gold on green )	PORTSMOUTH BAND only
	- 5 blue on white )	(subject to formal approval and introduction)
	- 2 red on blue )	

## ON APPOINTMENT

### Drum Major and Bugle Major

Rank badge .....	- 1 set gold on scarlet chevrons (for blue tunic)
	- 1 gold on blue drum/bugle (for blue tunic)
	- 1 set gold on green chevrons (for lovat tunic)
	- 1 gold on green drum/bugle (for lovat tunic)
	- 1 pr white on lovat (for raincoat)
	- 1 anodised (for shirt sleeve orders)

Cap badge (divided pattern) .....	- 2 anodised )	
	- 1 bronze )	if not already issued
	)	
Wrist strap, leather .....	- 1 )	

### Provost Sergeant

Rank badge .....	- 1 set gold on scarlet chevrons (for blue tunic)
------------------	---

### WOs2 only

Rank badge .....	- 1 set gold on green chevrons (for lovat tunic)
	- 1 pr white on lovat (for raincoat) Band Ranks only
	- 4 black on green (for JWH and GS shirts)

### Colour Sergeant, Sergeant and WOs2

Wrist strap, leather .....	- 1 (if not already issued)
----------------------------	-----------------------------

## ON QUALIFYING FOR BRANCH, SPECIALIST QUALIFICATION, SKILL OR SPECIAL BADGE

Royal Marines Commando flash .....	- 4 red on blue (for JWH)
	- 8 black on green (for Combats)
Royal Marines Band Service flash .....	- 4 red on blue (for JWH)
3 Commando Brigade Dagger .....	- 4 red on black (for Combats)
Band Service and Bugler Branch badges .....	- 3 gold on blue (for blue, ceremonial and white tunic (PORTSMOUTH Band only)
	- 2 black on green (for JWH)



## Other Branch badges

- Telecommunications Technician and Tradesmen . . . . . - 1 gold on blue
- Specialist Qualification and Skill badges . . . . . - 1 gold on blue  
 - 2 scarlet on white (for PTI vest, sweater)

**ON AWARD OF GOOD CONDUCT BADGE**

## Marines, Musicians and Buglers

- Good Conduct badges . . . . . - 1 set gold on scarlet (for blue tunic)  
 (Sets of 1, 2 or 3 chevrons as appropriate)

**ADDITIONAL ISSUES TO RANKS PROVIDED WITH TROPICAL CLOTHING**

## All entitled ranks

- King's badge . . . . . - 2 khaki on khaki drill (for stone jackets)
- Prince's badge . . . . . - 2 khaki on khaki drill (for stone jackets)  
 - 1 scarlet on white (for white tunic, Band Service)
- Parachutist and APJI badges . . . . . - 2 light blue on khaki drill
- Pilot, Observer and Airgunner badges . . . . . - 2 light blue/gold on blue
- Good Conduct badge . . . . . - 2 sets white on khaki drill  
 (sets of 1, 2 or 3 chevrons as appropriate)

## Band and Bugler Ranks

- Branch badge . . . . . - 2 khaki on khaki drill

## Colour Sergeant and below

- Rank badge (chevrons) . . . . . - 2 sets white on khaki drill  
 - 1 set gold on scarlet chevrons, gold on blue badges  
 (for white tunic, Band Service)

## Warrant Officers

- Rank badge . . . . . - 2 sets white on khaki drill  
 - 2 sets gold on scarlet  
 - 1 gold on blue (for white tunic, Band Service)

## On Appointment - Drum Major, Bugle Major

- Rank badge . . . . . - 3 sets gold on scarlet chevrons for stone tunic  
 - 3 gold on blue drum or bugle (for white tunic, Band Service)

## Ranks Serving in the RM Band PORTSMOUTH

## On issue of white tunic (if entitled):

- Rank badges . . . . . - 1 set gold on blue
- Prince's badge . . . . . - 1 silver on blue
- Good Conduct badges . . . . . - 1 set gold on blue





## **BR 81 - CHAPTER 4**

### **RM OFFICERS & OTHER RANKS**

#### **ANNEX D**

#### **RM BADGES & INSIGNIA**

.....

#### **SECTION 2**

#### **WO, NON COMMISSIONED OFFICERS RANK BADGES**



## WO AND NON COMMISSIONED OFFICERS RANK BADGES

Rank	Badge	How worn
W01	Royal Arms	Bottom point of badge 8mm above point of slash on tunic sleeve or cuff on greatcoat. Bottom point of badge 100mm above bottom of sleeve on jersey, wool, heavy, and combat jackets
W02	Crown in laurel wreath	As above
W02 (Bandmaster)	Lyre in laurel wreath, surmounted by crown (1)	As above
W02 (Bugler)/Bugle Major	Four chevrons, placed individually,	Inner angle of lowest chevron 8mm above point point upwards, with bugle of slash on tunic or cuff on greatcoat. Inner angle of lowest chevron 100mm above bottom sleeve on jersey, wool, heavy and combat jackets
Drum Major	Four chevrons, placed individually, point upwards, with drum (2)	As above
Provost Sergeant	Three chevrons, point upwards	As above (3)
Colour Sergeant	Three chevrons, point downwards, surmounted by a crown.	Bottom point of lowest chevron 8mm above cuff surmounted by a crown (4) on greatcoat, 17cm below shoulder seams on jerseys, heavy, wool and 27cm below shoulder seam on all other garments.
Sergeant	Three chevrons, point downwards	As above
Corporal	Two chevrons, point downwards	As above
Lance Corporal	One chevron, point downwards	As above

### NOTES:

1. On greatcoat and wrist strap the W02 crown in laurel wreath is worn.
2. On jersey, wool, heavy and combat garments the general duties rank badges are worn by WOs.
3. In all shirt sleeve dresses this badge and those above are worn on a wrist strap.
4. On blue uniform - three chevrons, point downwards, surmounted by a globe on crossed flags having a crown above and a fouled anchor below and surrounded by a laurel wreath.





## **BR 81 - CHAPTER 4**

### **RM OFFICERS & OTHER RANKS**

#### **ANNEX D**

#### **RM BADGES & INSIGNIA**

.....

#### **SECTION 3**

#### **WEARING OF ORDERS, DECORATIONS & MEDALS WITH CIVILIAN DRESS**



## BRANCH, SPECIALIST QUALIFICATION, SKILL AND SPECIAL BADGES

Category	Badge	How worn
<b>BRANCH BADGES</b>		WOs do not wear branch badges. Colour Sergeants - right arm, 8mm above point of slash. Other NCOs - fitted right arm, above the chevrons, as close as possible into the 'V'. Marines, Musicians and Buglers - right arm, 6in below shoulder seam.
Telecommunications Technician	Circle with three lightning flashes each side	
Other Tradesmen	Crossed hammer and pincers	
RM Band	Lyre with oak leaves below	
Bugler	Embroidered drum	
<b>SQ BADGES</b>		WOs do not wear SQ badges. Colour Sergeants - right arm, 8mm above point of slash. Other NCOs with Instructor or 1st class SQ badge - right arm, above the chevrons, fitted well into the 'V' (Lower end of crossed guns, etc to be 8mm above backcloth of chevron). PT Instructor's badge also worn central on chest of PT vest and sweater. Other NCOs and Marines - left arm, 8mm above point of slash. Note: Not more than one SQ badge is to be worn.
Cook/Caterer	Letter K in wreath	
Assault Engineer	Letters AE in wreath	
Clerk	Letter C in wreath	
Drill and Platoon Weapons	Crossed rifles	
Driver	Steering wheel	
Heavy Weapons	Letters HW in wreath	
Landing Craft	Letters LC in wreath	
Mountain Leader	Letters ML in wreath	
Physical Training	Crossed clubs	
Provost	Letters MP in wreath	
Signaller	Crossed flags	



Category	Badge	How worn
Store Accountant	Letters SA in wreath	
Swimmer Canoeist	Letters SC in wreath	
<b>SKILL BADGES</b>		Left arm, 8mm above point of slash unless an SQ badge is worn in this position, in which case the skill badge is worn 8mm above the SQ badge.
Marksman	Crossed rifles	
Sniper	Crossed rifles with letter S	
<b>SPECIAL BADGES</b>		The same badge as for officers worn in the same position, (8mm above top row of medal ribbons or 8mm above left breast pocket if no medal ribbon worn).
Pilot Unit Light Aircraft	The RN Pilots' Badge - wings extended, laurel wreath & anchor in middle surmounted by a lion and crown	
Observer Unit Light Aircraft	Single wing of silver embroidery lifted to the right and attached to a gold 'O' surmounted by a crown	
Airgunner Unit Light Aircraft	As for Observer but attached to a gold 'G';	
Parachutist Army	Parachute with wings	Right arm, 64mm below shoulder seam
Parachute Jump Instructor	Parachute with wings. Letters APJI in wreath below.	
King's Badge	Royal cypher 'GVR' in a laurel wreath	Left arm, 51mm below shoulder seam.
Prince's Badge	Royal cypher 'PP' in a lyre surmounted by a coronet	
Section Leader's Diamond Shooting Badge	Scarlet diamond on brassard	Left arm, 51mm below shoulder seam, on all uniforms. Worn by recruits under training appointed Section Leaders.
Commandant General's Shooting Badge	Crossed SA 80 rifles with RM VIII below the device	Lower left sleeve in lieu of marksman's badge by serving and past members (1986 onwards) of RM Bisley Shooting Team.
RM Commando	Embroidered flash, lettered 'ROYAL MARINES COMMANDO', red on blue/black on green	Both arms, just below shoulder seams.
RM Band	Embroidered flash, lettered red on blue. 'ROYAL MARINES BAND SERVICE', red on blue	
Royal Band (subject to approval and introduction)	Embroidered flash, in colours appropriate to dress worn, lettered "ROYAL BAND", surmounted by a crown	Right arm, 13 mm below shoulder seams, on all uniforms except combats





**BR 81 - CHAPTER 4**

**RM OFFICERS & OTHER RANKS**

**ANNEX E**

**ILLUSTRATIONS OF  
ROYAL MARINE BADGES OF RANK  
& OTHER INSIGNIA**



# BADGES AND DISTINCTION MARKS OF RANK

## ROYAL MARINE OFFICERS

### CAP/BERET BADGES



General Officers



Brigadiers & Colonels



All Other Officers  
(Divided Badge)  
(Anodised or Bronze)

### CAP/PEAKS



General Officer



Brigadier & Colonel, Lt. Colonel & Major

### HELMET BADGE



(Gilded Metal)

### BUTTONS (ANODISED AND BRONZE)



General Officers  
(Used on Gorget Patches)



Brigadiers & Colonels



Chin Strap  
(Cap)



Corps Button  
All ranks

### COLLAR BADGE



(Gilded Metal)

### GORGET PATCHES



General Officers



Brigadiers & Colonels



### SHOULDER STRAPS



General Officers

Mess Jackets



Brigadiers & Colonels

### OFFICERS RANK BADGES



General



Lieutenant - General



Major - General



Brigadier



Colonel



Lieutenant - Colonel



Major



Captain



Lieutenant



2nd Lieutenant



WARRANT OFFICERS N.C.O.S & MEN

CAP/BERET BADGES



WO1  
(Officers' divided badge)



WO2  
(Divided badge)



Ranks  
(Composite badge)

HELMET BADGE

(Gilded metal)



All Ranks

COLLAR BADGE



Warrant Officer 1



Warrant Officer 2

BADGE OF APPOINTMENT



Provost Sergeant



4 Years



8 Years



12 Years

GOOD CONDUCT BADGES

RANK BADGES



WO1



WO 2



Colour Sergeant  
(for blue dress)



(for lowat dress)



Sergeant



Corporal



Lance Corporal

BRANCH BADGES



Telecommunication  
Technician



Other  
Tradesman

SHOULDER TITLES (ALL RANKS)



Letters  
(Anodised and Bronze)  
RMR  
(as above, RMR personnel)



Commando  
Dagger Badge

BUTTONS



Chin Strap  
(Cap)



Corps Button  
All ranks

ARMLETS



RM Provost



RM Police



SPECIALIST BADGES - QUALIFICATION AND SKILL



Drill & Platoon Weapons



Driver



Signaller



Physical Training



Sniper



Marksman



1st Class (Crown above)



2nd Class (star above and below)



3rd Class (Star above)



CGRM Shooting Badge



HW

(Letters in wreath denote

- AE - Assault Engineer
- HW - Heavy Weapons
- K - Cook
- LC - Landing Craft
- ML - Mountain Leader
- MP - Provost
- SC - Swimmer Canoeist

Stars and crowns are included on the basic badge to denote grades with in the specialist qualification.

SPECIALIST BADGES - QUALIFICATION AND SKILL - ALL RANKS



Army Parachute Jump Instructor



Observer Unit Light Aircraft



Air Gunner Unit Light Aircraft

NAVAL CAREERS SERVICE

**NAVAL CAREERS SERVICE**

Forename SURNAME

Employment Title

Location

Worn centrally above the left breast pocket with the lower edge 3mm above the top seam or medal ribbon(s) when worn immediately above the pocket. If necessary, the badge may be displaced towards the left arm sufficient to prevent concealment by the left lapel.

**Not to be worn with medals**



RM Band Service personnel wear the same badges as Officers, Warrant officers, NCOs and Men with the following exceptions.

### CAP BADGE

Band



Grenade

### ROYAL CYPHERS

Band

Silver



Worn above 'grenade' cap badge and (without crown) on helmet plate



Worn on helmet plate

### PRINCE OF WALES PLUME

CTCRM

Band



Silver

(Worn with anodised cap badge)

### COLLAR BADGE



Worn with Nos.1 Dress below Band Sergeant only on ceremonial tunic

### SHOULDER TITLES



### SPECIAL BADGE



Prince's Badge

### RANK BADGE



W02 Bandmaster

### BADGES OF APPOINTMENT



Drum Major



Bugle Major

### BRANCH BADGE



Band Ranks



Bugle

### ROYAL BAND



Ranks serving in Portsmouth Band